



Year 8 CCCS Religious Studies Overview



Below is an overview of what the curriculum for RS will look like this year.

 **Knowledge:** What are the overriding questions you will be exploring in this topic?

 **Skills:** What are the essential skills that you will be learning and practicing throughout this topic?

 **Building on:** What content and skills will you be developing in this topic?

Assessment:

Progress Checks: key term tests, multiple choice quiz and short written answers

Assessment: extended writing task which will encourage you to use one or more skills such as recollection, description, interpretation, explanation etc.



Term One: Islam

- How did Islam rise in influence?
- Why do Muslims submit to God?
- How do Muslims show submission to God?

Defining key terms e.g. Qur'an, Tawhid, Kab'ah

- Understanding the historical context of life in Mecca
- Making connections—how does belief affect action?
- Applying knowledge to modern life e.g. what does it mean to be a Muslim in the modern world?

- Recollection of key terms e.g. prophet, revelation
- Deeper understanding of relationship between humans and God
- Increasing awareness of diversity within a religion and how diversity occurs

Term Two: The Life of Jesus

- Who was Jesus?
- What evidence is there that Jesus was the Son of God?
- What did Jesus teach about how to live an ethical life?

Defining key terms e.g. Messiah, Pharisee

- Recalling and describing key events in the life of Jesus
- Understanding different interpretations of sacred texts and parables
- Developing awareness that there are different ways in which Jesus can be understood

- Recollection of specific key terms e.g. sin
- Developing skill of interpreting sacred texts in different ways
- Deepening understanding of relationship between humans and God
- Exploring qualities of a religious leader

Term Three: Jesus in Jerusalem


- What happened in the last week of Jesus' life?
- What are the historical reasons behind the death of Jesus?
- What are the different theological reasons behind the death of Jesus?
- How did early Christianity spread?

- Defining key terms e.g. crucifixion
- Understanding religious context of life in Jerusalem
- Developing understanding of why the events in the last week of Jesus' life were so significant

- Recollection of specific terms e.g. covenant, resurrection, sacrifice etc
- Developing skill of interpreting holy texts
- Revisiting different perspectives on how Jesus can be understood

What does success look like in KS3 Religious Studies?

In Religious Studies (RS) you will enter a rich and meaningful dialogue about the religious and non-religious traditions that have shaped Great Britain and the world, a dialogue that is both intellectually challenging and personally enriching. We therefore want every pupil in CCCS to be successful in this subject and for that reason, we expect you to work to the best of your ability in every RS lesson. This not only means we have high expectations regarding your behaviour but also high expectations of your effort.



Below is a list of our day-to-day expectations that you should aim to meet in every lesson:

In Lesson

- Listen carefully to teacher instructions
- When working independently this should be done in silence
- Ask for help when in difficulty
- No calling out—raise your hands to answer or ask a question
- Always have your exercise book with you



In your exercise book



- Always write in black or blue ink (only use pencil for diagrams or drawings)
- Rule off work after each lesson, do not waste paper by beginning a new page unless it is necessary
- Underline date and title with a ruler
- Ensure all worksheets are neatly stuck (labelled if folded) and organised
- Ensure work missed if absent is caught up with and copied out in your exercise book *before* next lesson

In your writing



1. Always answer in full sentences
2. Use capital letters for God, names of people (Muhammad), titles (Christian), places (Israel) etc.
3. Use appropriate key terminology when applicable e.g. prophet, monotheist, resurrection etc.
4. In extended writing develop your points using phrases like '*because...*' '*this means...*' '*therefore...*' '*so...*' etc.
5. In extended writing use relevant evidence to support your explanation. This can be with examples (e.g.) or religious evidence such as a reference to sacred texts, beliefs or practices.