



Learning Journey Map

Year 7



Year 7 Survival Top Tips

Tip 1	Learn and revise vocabulary regularly, approximately 10 words a week
Tip 2	Carry a pocket dictionary and look up words you aren't sure of
Tip 3	Little and often revision: aim to do 5-10 minutes of practice a day
Tip 4	Create flashcards of vocabulary per unit that you study, on cards or online
Tip 5	Understand why you are learning the language and be inspired by it!

YEAR
7



Summer revision

- Watch YouTube clips in Spanish about the topics covered
- Find out about Spanish gastronomy (in preparation for year 8)



Move on to Year 8

Summer Holidays

Next Level



YEAR
7

End of year project

- Spanish traditions
- Group work and presentations

Why now? Because it is important to learn about the culture of Spanish speaking countries. You also need to start using Spanish with a purpose, in this case to describe a tradition to the rest of the class.

Mi tiempo libre

- Talking about sports
- Saying what you do in your free time
- Telling the time
- Describing your plans for the day using "a las" (this includes morning at school and describing when you have the different school subjects)
- Saying what you like to do

Why now? Because it still deals with your day to day life as it covers the activities you usually do in your free time.



YEAR
7

Mi familia y amigos

- Family members (including pets)
- Talking about appearance and character
- Describing others
- Describing where you live
- Rooms in a house
- Bedroom
- Talking about what you do in your bedroom
- Where you are going to live in the future


Why now? Because it deals again with family and it also deals with your house. We are still covering topics which are part of your day to day life.



En el instituto

- School subjects
- Giving opinions and reasons
- Talking about objects in a classroom
- Talking about teachers
- Talking about snacks
- Talking about what you do in lessons

Why now? Because it is a topic which is part of your everyday life and it has quite a lot of cognates



¡Vamos!

- Greetings
- Introducing yourself
- Numbers, alphabet, days of the week and months of the year
- Essential phonics
- Definite and indefinite articles
- Physical and character descriptions
- Siblings and pets
- Objects in your pencil case

Why? To learn the basics of the Spanish language and culture.



YEAR
7

CURRICULUM
OVERVIEW



CURRICULUM
OVERVIEW



Learning Journey Map

Year 8



SKILLS DEVELOPED

Year 8 Survival Top Tips	
Tip 1	Learn and revise vocabulary regularly, approximately 20 words a week
Tip 2	Learn how to ask, "How do you say X?" in the language and use it often
Tip 3	Download relevant apps to revise: Duolingo, WordReference, etc.
Tip 4	Set achievable and specific learning goals with a time limit
Tip 5	Allow yourself to make mistakes, even silly ones. They help you learn!




Move on to Year 9



Summer Holidays



Next Level



YEAR
8

Qué hacemos

- Arranging to go out
- Making excuses using "poder" and "querer"
- Learn the names of clothes
- Making comparisons between clothes using comparative and superlative
- Talking about your school uniform providing arguments in favour or against it.
- Talking about what you wore on a special occasion
- Talking about what you are going to wear for a special occasion

Why now? Because you will learn how to arrange a date to go to a restaurant (following from the previous unit) and other places and you will talk about the clothes you might want to wear for this occasion using the present, past and future tenses.

YEAR
8



A comer

- Learning the name of food and drink in Spanish
- Saying what food you like
- Describing meal times
- Shopping for food
- Quantities with high numbers ("200 gramos, 140 gramos...")
- Ordering a meal at a restaurant
- Talking about what we normally eat, what we ate and what we are going to eat together.

Why now? Because you will learn how to order food in a restaurant and this is connected to what you learnt in the previous unit as going to a restaurant is something people do at the weekends.



YEAR
8

YEAR
8



Todo sobre mi vida

- Saying what you use your phone for
- Saying what type of music you like
- Talking about TV shows
- Saying what you did last weekend

Why? Because you will learn about media and technology, a topic you often talk about with your friends. You will also learn how to talk in past tense using the activities you learnt in previous modules.

En la ciudad

- Asking about places in town
- Saying what your town looks like
- Giving and asking for directions
- Saying what you do in your city
- Giving sophisticated opinions about your city
- The weather
- Talking about what you and others are going to do at the weekend depending on the weather.
- Ordering in a café using the verb "querer"

Why now? Because you will learn about important information you will need when you travel abroad and you will revise again activities you do with your friends when you are out.



YEAR
8

CURRICULUM
OVERVIEW



HABLO
ESPAÑOL



CURRICULUM
OVERVIEW



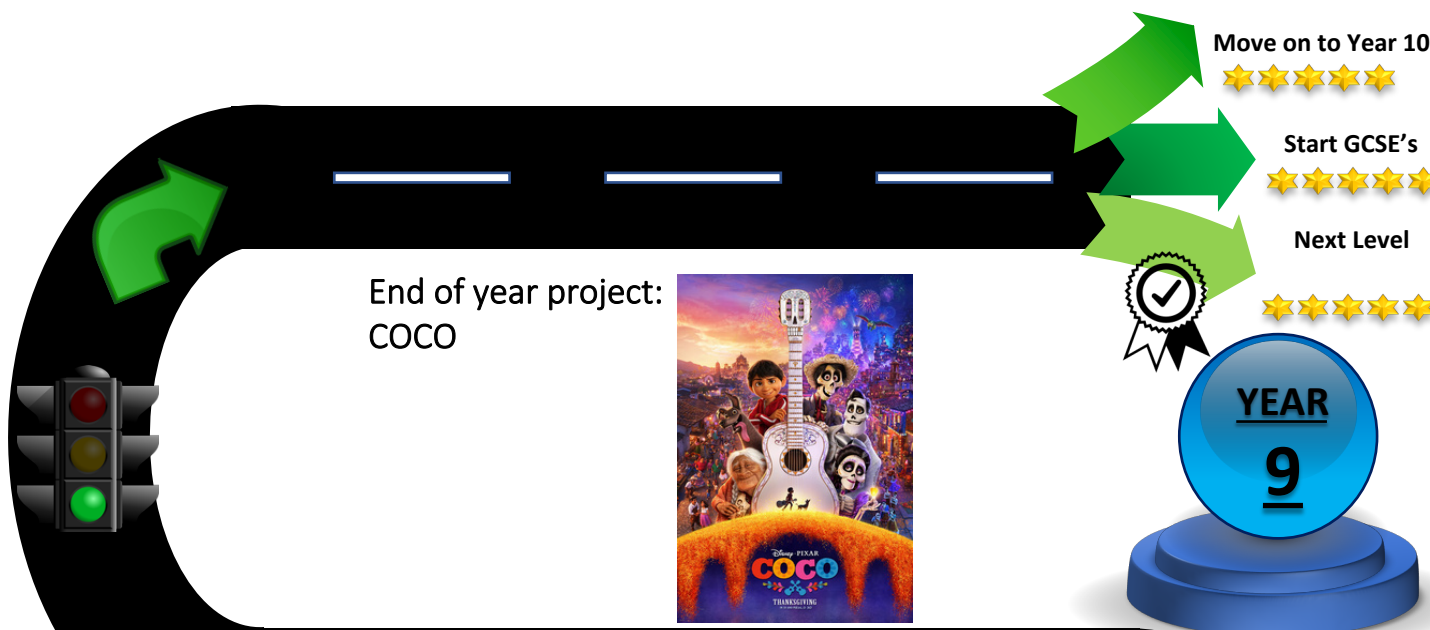
Learning Journey Map

Year 9



SKILLS DEVELOPED

Year 9 Survival Top Tips	
Tip 1	Learn and revise vocabulary regularly, approximately 30 words a week
Tip 2	Listen to music in the target language and try to translate the lyrics
Tip 3	Practise verb conjugation regularly: Conjuguemos & WordReference help!
Tip 4	Use Youtube to help you with your pronunciation: try The Mimic Method
Tip 5	Ensure you are solid on the 100 most common words in the language



Viva Mi Barrio

- Talking about your home
- Talking about different types of houses
- Talking about your neighbourhood
- Shopping for clothing
- Shopping and making complaints

why now? Because this topic is very useful for your GCSE exams next year and you will need to use a variety of vocabulary and grammar that has been covered in previous modules (complaints, clothes, advantages and disadvantages...).



Los Trabajos

- Revising jobs and places where people work
- Describing part-time jobs
- Describing work experience
- Describing future plans
- Understanding job adverts and writing a CV
- Conducting a job interview

why now? Because after going on holiday, it is time to go back to work! You will be using again a variety of tenses and talking about future plans which might include work or study abroad where the topic of holidays will become useful.



De Vacaciones

- Talking about where you went on holiday
- Talking about holidays and weather
- Describing accommodation
- Booking a hotel room
- Making complaints in a hotel

why now? Because you have used the present, past and future in the previous module and holidays is one of the other modules where using these tenses is necessary



A Clase

- Giving opinions on school subjects
- Describing your school routine
- Describing your school
- Describing your school uniform
- Describing school rules and problems at school
- Describing teachers

why now? Because you are going to deal with the topics that will be more relevant for your GCSE exams next year. We will start with school as it is good revision of year 7 and 8 too.



CURRICULUM OVERVIEW

SKILLS TAUGHT ACROSS MFL

- 1) SPEAKING: ROLEPLAY & PHOTOCARD
- 2) WRITTEN EXPRESSION
- 3) LISTENING COMPREHENSION
- 4) READING COMPREHENSION
- 5) GRAMMAR

CURRICULUM OVERVIEW