



First Year German

Find out what you will learn in your first year of German and how you will progress. We start with the basics:

Behaviour in an MFL Classroom

1. Line up outside the block in the line for your classroom.
2. Be punctual – after 5 minutes you will be marked as late (-1)
3. Enter the classroom in silence – all chatter stops at the threshold
4. Hands up – no calling out – one voice
5. Disruptive behaviour: 2nd warning -1; 3rd warning -2; 4th declassing
6. No back-chat – any discussion of teacher instructions after the lesson!
7. Lack of equipment (exercise book, textbook, required stationery) -1
8. A poor result in a vocabulary test (below 50%) results in a mentoring appointment which can be a retest or help with learning strategies. Failure to attend reflection time will be recorded as -2.


Presentation rules

Layout for every piece of work:

Montag, den 14. Februar 2022

Title / Page reference / Learning objective

- decorate the front of your book and cover it with tacky-back
- always write the date (in German) and the title
- underline date and title
- neatly glue in all sheets and hand-outs where they belong
- no pages are left blank and no paper is wasted
- pay attention to the use of capitals (beginning of a sentence and on nouns)
- pay attention to Umlauts (ä, ö, ü) and esszett (ß)
- all tasks are completed
- there is no doodling in your exercise book
- use green pen for self-marking / peer-marking
- correct your work in green pen
- neat work is at the front of your book
- practice activities are at the back of your book



First Year German

In the first year you will cover 4 topics. Each one will take about 8 weeks.

You will have your own textbook 'Stimmt 1'. There will be at least 3 progress checks during the unit of work, and an assessment after each topic.

1. My world and I (Meine Welt und ich)

WHY? Introducing and answering simple questions about yourself is something you need first when you meet people.

PRIOR LEARNING: You will build on your knowledge of English grammar, such as identifying verbs, nouns and adjectives. You may already have learnt some German words at primary school or when visiting a German-speaking country.

The **topics** you learn about include:

- greetings
- numbers 1-20
- the German alphabet
- giving your age
- saying where you live
- character words
- favourite things

The **skills** you acquire include:

- ⇒ how to keep a neat record of your work
- ⇒ learning German pronunciation
- ⇒ recognising verbs
- ⇒ verb endings for I, you, he, she, it
- ⇒ understanding that all nouns have a gender

Assessment: My results

Listening

Writing

2. Family and pets (Familie und Tiere)

WHY? You will learn to give more information about yourself and to talk about your family as you will do after first introductions are out of the way. This topic will allow you to learn about plural nouns and more about verb conjugations.

PRIOR LEARNING: You will build on your knowledge of German sounds, verb conjugations, capitalisation of nouns and grammatical genders, the nominative case for the subject of a sentence and cardinal numbers.

The **topics** you learn about include:

- pets
- adjectives to describe pets
- numbers 20 – 100
- describing your family
- colours
- eye and hair colour
- giving your birthday

The **skills** you acquire include:

- ⇒ the plural of nouns and how to look it up
- ⇒ extending and consolidating verb conjugations for all persons in the present tense,
- ⇒ saying what someone can do.

Assessment: My results

Listening

Writing

3. Spare time (Freizeit)

WHY? This topic allows you to consolidate and learn more verbs and make your sentences longer by adding more detail such as time phrases and opinions.

PRIOR LEARNING: You will build on your knowledge of verb conjugations, adjectival agreement, ordinal numbers and the accusative case in all genders.

The **topics** you learn about include:

- sports
- other spare time activities
- adjectives for opinion
- time phrases to say when and how often you do something
- activities online.

The **skills** you acquire include:

- ⇒ expressing likes and dislikes using the word 'gern
- ⇒ giving your opinion
- ⇒ using time phrases at the start of the sentences and the verb second rule.

Assessment: My results

Reading

Speaking and translation

4. School (Schule)

WHY? This topic is important because school is a big part of your life.

PRIOR LEARNING: You will build on your knowledge of word order (V2 and TMP). You will continue to extend your sentences to write a paragraph.

The **topics** you learn about include:

- school subjects
- adjectives to describe subjects
- days of the week
- telling the time
- classroom objects

The **skills** you acquire include:

- ⇒ giving your opinion on subjects,
- ⇒ giving a reason using the word 'weil' (=because)
- ⇒ how to say his and her
- ⇒ giving the location of objects

Assessment: My results

Listening

Writing

Become an independent learner:

- ∞ Learn to keep a neat record of your work
- ∞ Learn to use the online dictionary LEO
- ∞ Revise vocabulary on your own

- ∞ Know how to adapt the sentences you have learnt
- ∞ Do extra practice online (Pearson Activelearn)



Second Year German

Find out what you will learn in your second year of German and how you will continue to make progress. Remember the basics from last year.

Behaviour in an MFL Classroom

1. Line up outside the block in the line for your classroom.
2. Be punctual – after 5 minutes you will be marked as late (-1)
3. Enter the classroom in silence – all chatter stops at the threshold
4. Hands up – no calling out – one voice
5. Disruptive behaviour: 2nd warning -1; 3rd warning -2; 4th declassing
6. No back-chat – any discussion of teacher instructions after the lesson!
7. Lack of equipment (exercise book, textbook, required stationery) -1
8. A poor result in a vocabulary test (below 50%) results in a mentoring appointment which can be a retest or help with learning strategies. Failure to attend reflection time will be recorded as -2.


Presentation rules

Layout for every piece of work:

Montag, den 14. Februar 2022

Title / Page reference / Learning objective

- decorate the front of your book and cover it with tacky-back
- always write the date (in German) and the title
- underline date and title
- neatly glue in all sheets and hand-outs where they belong
- no pages are left blank and no paper is wasted
- pay attention to the use of capitals (beginning of a sentence and on nouns)
- pay attention to Umlauts (ä, ö, ü) and esszett (ß)
- all tasks are completed
- there is no doodling in your exercise book
- use green pen for self-marking / peer-marking
- correct your work in green pen
- neat work is at the front of your book
- practice activities are at the back of your book



Second Year German

In the second year you will cover 4 topics. Each one will take about 8 weeks. You will have your own textbook 'Stimmt 2'. There will be at least 3 progress checks during the unit of work, and an assessment after each topic.

1. Holidays (Ich liebe Ferien!)

WHY? You have just come back from the summer holidays, so let's talk about what you did. This topic allows you to learn the past tense.

PRIOR LEARNING: You will build on your knowledge of verbs, especially 'haben' and 'sein' which you need to form the perfect tense. You will consolidate word order rules V2 and Vend.

The **topics** you learn about include:

- describing a town
- where you stayed on holiday
- what you did
- how and where you travelled
- weather

The **skills** you acquire include:

- ⇒ learning the regular perfect tense ('ich habe gewohnt')
- ⇒ learnig some irregular verbs in the perfect tense ('ich bin gefahren')
- ⇒ word order in the perfect tense: V2 and Vend

Assessment: My results

Listening

Writing

2. Media (Bist du ein Medienfan?)

WHY? We are exposed to the media every day and you will learn to talk about your use of the media in more detail.

PRIOR LEARNING: You will build on your knowledge of opinions (gern), consolidate tenses and revisit modal verbs which also follow the V2 and Vend pattern.

The **topics** you learn about include:

- types of films
- adjectives to describe films
- TV programmes
- types of books
- locations
- more time phrases

The **skills** you acquire include:

- ⇒ expressing likes and dislikes using 'gern'
- ⇒ adding a 'weil' clause
- ⇒ saying what you want to do, should do and are allowed to do
- ⇒ word order with modal verbs

Assessment: My results

Reading

Speaking and translation

3. Healthy living (Bleib gesund!)

WHY? Healthy living comes up frequently in the GCSE exam. You need to understand menus and order food when you visit a German speaking country.

PRIOR LEARNING: You will apply your knowledge of verb conjugations and irregular verbs to a new context in all three time frames.

The **topics** you learn about include:

- breakfast
- lunch and dinner
- adjectives to describe food
- understanding a recipe
- healthy routines.

The **skills** you acquire include:

- ⇒ using the irregular verbs 'essen', 'nehmen' and 'geben'
- ⇒ understanding instructions (imperatives)
- ⇒ saying what you have to do using the modal verb 'müssen'
- ⇒ consolidate all three tenses

Assessment: My results

Listening

Writing

4. School trips and festivals (Klassenfahrten machen Spaß)

WHY? This topic allows you to learn to talk about your daily routine and to use some trickier verbs.

PRIOR LEARNING: You will build on your knowledge of verb conjugations and modal verbs. You will also revisit adjectival endings.

The **topics** you learn about include:

- rules in youth hostel
- daily routine
- understanding directions
- describing a festival

The **skills** you acquire include:

- ⇒ understanding separable verbs
- ⇒ understanding reflexive verbs
- ⇒ REV word order with modal verbs
- ⇒ understanding why endings on adjectives can change
- ⇒ consolidate all three tenses

Assessment: My results

Reading

Speaking and translation

Become an independent learner:

- ∞ Learn to keep a neat record of your work
- ∞ Learn to use the online dictionary LEO
- ∞ Revise vocabulary on your own
- ∞ Know how to adapt the sentences you have learnt
- ∞ Do extra practice online (Pearson Activelearn)



Third Year German

Find out what you will learn in your third year of German and how you will continue to make progress. You are familiar with the basic rules and expectations by now.

Behaviour in an MFL Classroom

1. Line up outside the block in the line for your classroom.
2. Be punctual – after 5 minutes you will be marked as late (-1)
3. Enter the classroom in silence – all chatter stops at the threshold
4. Hands up – no calling out – one voice
5. Disruptive behaviour: 2nd warning -1; 3rd warning -2; 4th declassing
6. No back-chat – any discussion of teacher instructions after the lesson!
7. Lack of equipment (exercise book, textbook, required stationery) -1
8. A poor result in a vocabulary test (below 50%) results in a mentoring appointment which can be a retest or help with learning strategies. Failure to attend reflection time will be recorded as -2.


Presentation rules

Layout for every piece of work:

Montag, den 14. Februar 2022

Title / Page reference / Learning objective

- decorate the front of your book and cover it with tacky-back
- always write the date (in German) and the title
- underline date and title
- neatly glue in all sheets and hand-outs where they belong
- no pages are left blank and no paper is wasted
- pay attention to the use of capitals (beginning of a sentence and on nouns)
- pay attention to Umlauts (ä, ö, ü) and esszett (ß)
- all tasks are completed
- there is no doodling in your exercise book
- use green pen for self-marking / peer-marking
- correct your work in green pen
- neat work is at the front of your book
- practice activities are at the back of your book



Third Year German

In the third year you will cover 4 topics. Each one will take about 8 weeks. You will have your own textbook 'Stimmt 3'. There will be at least 3 progress checks during the unit of work, and an assessment after each topic.

1. Music (Musik)

WHY? Music is a big part of most people's life. We enjoy talking about it, gossiping about celebrities, and it allows you to learn to extend your answers on a topic you love to discuss in much greater detail.

PRIOR LEARNING: You will build on your knowledge of using 'gern' and time phrases. You will extend your knowledge of connectives like 'weil' and your knowledge of adjectives.

The **topics** you learn about include:

- types of music
- adjectives to describe music
- playing musical instrument
- talking about your favourite musicians
- talking about a visit of a festival

The **skills** you acquire include:

- ⇒ developing your range of opinions
- ⇒ accusative object pronouns
- ⇒ separable verbs ("Sie sieht gut aus")
- ⇒ present tense after 'seit' (translating "I've been doing")
- ⇒ how to write a 150 words essay
- ⇒ using a range of connectives

Assessment: My results

Listening

Writing

2. My ambitions (Meine Ambitionen)

WHY? This topic comes up a lot in GCSE exams and gives you the opportunity to revise different ways of talking about the future and learn some new ones.

PRIOR LEARNING: You will build on and apply your knowledge of modal verbs, separable verbs and reflexive verbs in a new context using all three tenses.

The **topics** you learn about include:

- character words
- (extreme) spare time activities
- part-time jobs
- jobs
- reasons for having a job
- career plans
- future plans

The **skills** you acquire include:

- ⇒ two ways of translation "I would like" – "ich möchte" and "ich würde gern"
- ⇒ the conditional "ich würde + infinitive"
- ⇒ translation "in order to" = "um zu"

Assessment: My results

Reading

Speaking and translation

3. Childhood (Die Kindheit)

WHY? The past tense is the hardest tense you have to master and needs regular revision. This topic allows you to consolidate and extend talking about the past.
PRIOR LEARNING: You will build on your knowledge of the past tense, using modal verbs and subordinating conjunctions like 'weil'.

The **topics** you learn about include:

- talking about your childhood
- saying what you could do
- saying what you had to do and what you were not allowed to do

The **skills** you acquire include:

- ⇒ using the connective "als"
- ⇒ using the modal verbs in the past tense
- ⇒ REV word order after modal verbs (Vend)
- ⇒ adjectives in the superlative: "the oldest" = "der Älteste"

Assessment: My results

Listening

Writing

4. Rights and duties (Rechte und Pflichten)

WHY? The topics in this unit come up frequently in GCSE exams and this unit will help you with the transition from KS3 to KS4. It gives you an opportunity to apply your knowledge of sentence structure to a new context.

PRIOR LEARNING: You will build on your knowledge of modal verbs, separable verbs and comparisons, and using three time frames.

The **topics** you learn about include:

- age limits in the UK and Germany
- priorities – what is important to you?
- social issues
- environmental issues

The **skills** you acquire include:

- ⇒ including GCSE vocabulary in your speaking and writing
- ⇒ comparisons ("kleiner als")
- ⇒ word order after 'wenn' and 'weil' (subordinate clauses)
- ⇒ translating 'in order to' = um zu

Assessment: My results

Reading

Speaking and translation

Become an independent learner:

- ∞ Learn to keep a neat record of your work
- ∞ Learn to use the online dictionary LEO
- ∞ Revise vocabulary on your own
- ∞ Know how to adapt the sentences you have learnt
- ∞ Do extra practice online (Pearson Activelearn)

